

Getting Started Guide

BMJ Learning provides students and medical professionals with a fast and efficient way to test their knowledge and keep updated with the latest developments in medicine.

Register now to gain access to:

- Independent and peer reviewed modules, written by experts using the latest available evidence
- Hundreds of modules sorted by specialty and type to help you find relevant content on your personalised homepage
- Clinical scenarios giving you the opportunity to test your knowledge in practice
- Insightful user reviews to aid appropriate selection of modules
- Pause and restart modules in order for sections to be completed at an opportune time during hectic schedules
- The ability to print certificates upon successful completion of modules to demonstrate tangible evidence of learning.

Follow these steps to get started

Access BMJ Learning

You can access BMJ Learning in a number of ways, please select the one that is relevant to you. If you are unsure which is your method of access, please speak to your librarian.

Go to learning.bmj.com to set up a personal account. It's easy to do and only takes a minute to set up.

Within your organisation's network (IP)

Click on the 'Login' link at the top right of the screen and select 'Register now'. As a first time user, you must register within the IP range of your institution for full access. After this, you can sign in and access BMJ Learning anywhere.

Access code

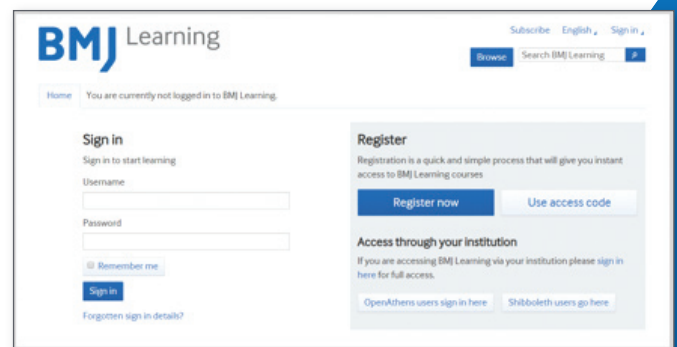
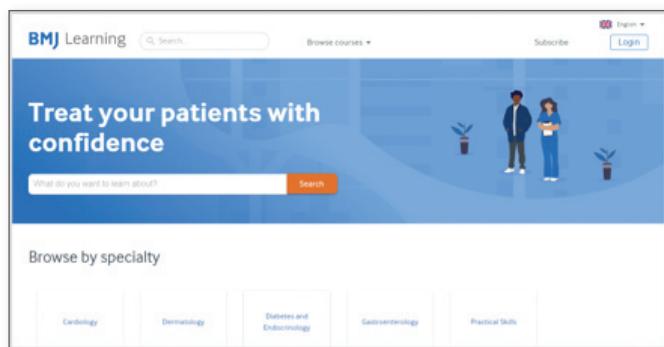
Select 'Login' at the top right hand side of the screen. You will then be taken to a new page, from here select 'Use access code'. Follow the registration process, making sure to enter your access code when prompted.

OpenAthens or Shibboleth

Select 'Login' and select the OpenAthens or Shibboleth option and follow the registration process. You will then be taken back to BMJ Learning.

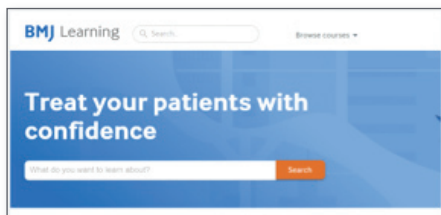
BMA member

Visit learning.bmj.com/bma and follow the registration steps - you will be asked to provide your BMA membership number when completing the registration process. Once registered, you will have complimentary access to our entire catalogue of modules.

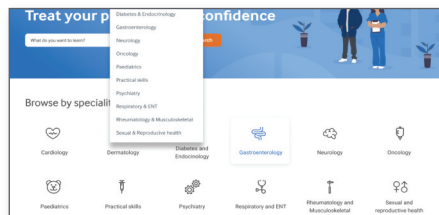


Once you have registered/logged in, you will see your BMJ Learning homepage which is personalised using the information you provided us with. You can check this information or update it anytime by selecting the 'My Account' link at the top of the page and then choose 'Update your details'.

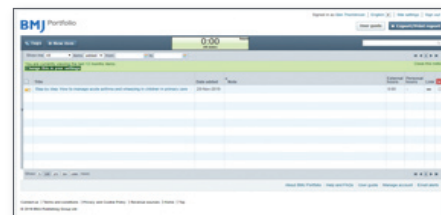
Courses



Search - You can use the search bar to type subjects, profession or keywords which are of interest to you. This will display a list of the modules which are relevant to your search topic.



Browse by specialty - You can select your preferred course by clicking on one of the 'Browse by specialty' boxes on the homepage, or select the 'Browse courses' drop down function.



Continue your learning in progress - Courses you have already started will appear on your homepage when logged in. Click on the course to dive back in or click 'See more' to visit your BMJ Portfolio.

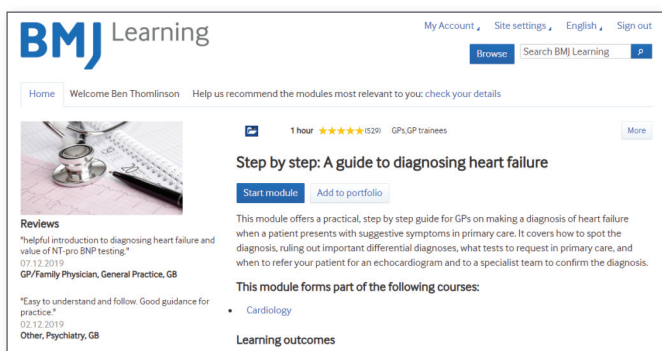
Viewing module information

When you select any module, you will be taken to the module homepage to help you to decide if the content is of interest to you.

The page will show you:

- An overview of the module
- The learning objectives
- The type of module this is and whether it includes video, audio etc
- The recommended audience
- The estimated time the module will take to complete
- The module authors/contributors
- The organisations which accredit the module

Competing Modules



From the module homepage you will be given the option to either 'Start module' or 'Add to portfolio'. As you work through the module your progress will automatically be saved.

You can also add the module to your BMJ Portfolio to complete at a later date. If you choose to start the module now, it will automatically be added to your BMJ Portfolio.

Getting Your Certificate

When you have successfully passed a module, you can collect your certificate by selecting 'Get certificate', which can be printed, downloaded or saved in your BMJ Portfolio. You will be given a choice of who you would like to accredit your learning from a list of accrediting organisations.

Want to get in touch?

E: support@bmj.com

T: + 44 (0) 207 111 1105