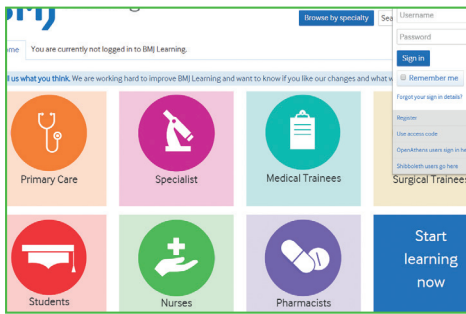




## Getting Started Website Guide

Providing medical professionals with tools to increase their knowledge and progress their career.



### Registering

#### First time user?

1. If you don't have an OpenAthens account, register for an OpenAthens username and password with your library contact.
2. Go to **learning.bmj.com** and select Sign in at the top right hand side of the screen. This will open a drop down box, from here select OpenAthens users sign in here.
3. Enter your OpenAthens username and password which will take you to a BMJ Learning login page.
4. Register on BMJ Learning. When you have completed your details press the Register button.

#### Existing users:

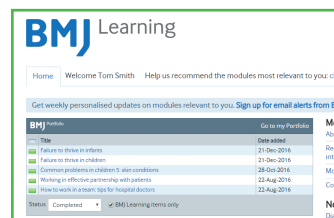
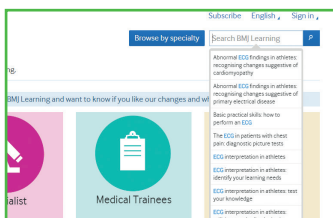
Already registered with BMJ Learning?

1. Go to **learning.bmj.com** and select Sign in at the top right hand side of the screen. This will open a drop down box, from here select OpenAthens users sign in here.
2. Enter your OpenAthens username and password which will take you to a BMJ Learning login page.
3. Sign in to BMJ Learning using your memorable username and password.

The next time you visit BMJ Learning, you will just need to select Sign in and enter your BMJ Learning username and password.

### Modules

#### Selecting modules to complete



**Search** - You can use the search bar to type subjects or keywords which are of interest to you. This will display a list of the modules which are relevant to your search topic.

**Browse modules** - You can use the 'Browse by specialty' function to view all the modules on the site, sorted alphabetically and by topic. Either select one of the topics to the left of the browse box or the letters across the top to see a list of modules in the chosen category.

**Select modules on your homepage** - You'll see a selection of modules on your personal BMJ Learning homepage. These are tailored for you based on your profession, specialty and country.

**Audience pages** - When logged out, you will see a selection of coloured tiles with different profession options. Select any of these to view the latest and popular content for that specific profession.

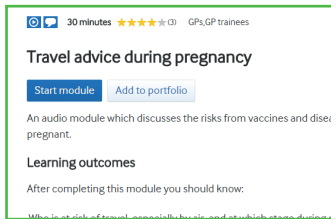
### Viewing module information

When you select any module, you will be taken to the module homepage to help you to decide if the content is of interest to you.

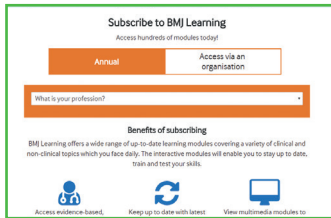
#### The page will show

- ▶ An overview of the module
- ▶ The learning objectives
- ▶ The type of module this is and whether it includes video, audio etc
- ▶ The recommended audience
- ▶ The estimated time the module will take to complete
- ▶ The module authors/contributors
- ▶ The organisations which accredit the module

## Completing Modules



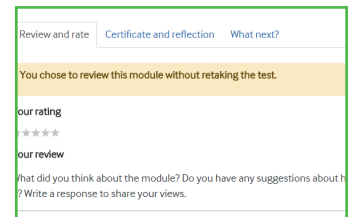
From the module homepage page you will be given the option to either 'Start module' or 'Add to portfolio'. You can add the module to your BMJ Portfolio to complete at a later date. If you choose to start the module now, it will automatically be added to your BMJ Portfolio.



If you select 'Start module' and you already have a subscription or have access through your institution or society, you will be able to work through the module (you may be required to log-in first if you're not already signed in). Alternatively, you will be offered the option to purchase a subscription which will provide access to the full catalogue of hundreds of modules. As you work through the module your progress will automatically be saved.

## Getting your certificate

When you have successfully passed a module, you can collect your certificate by selecting 'Get certificate', which can be printed or downloaded and saved in your records. You will be given a choice of who you would like to accredit your learning from a list of accrediting organisations. You can also collect your certificate at a later date from your BMJ Portfolio.



## Module Types



### Interactive case history

These modules contain a series of cases with questions to guide you through the topic. There is a short pre test at the beginning which is repeated at the end so you can see how much you've learned.



### Multiple choice

These modules contain multiple choice questions, written to test your knowledge and understanding of an article in one of our journals.



### Just in time

These modules provide a thorough overview of the topic and a test of your knowledge at the end.



### Video, animations and audio

We have a wide range of these styles of module where you can listen to or watch experts discussing key topics.



### Read, reflect, respond

These modules are designed to guide you through the topic and give you ideas for reflection. There are no questions at the end.

learning.bmj.com

For further help and support please email [support@bmj.com](mailto:support@bmj.com) or call **+44 (0)207 111 1105**

## Your BMJ Portfolio | [portfolio.bmj.com](http://portfolio.bmj.com)

BMJ Portfolio is a free, easy to use online portfolio. All of the modules you complete will be automatically added to your BMJ Portfolio and you can use it to track, record, plan and report on your continuing professional development (CPD).

When you're logged in to BMJ Learning, your personalised homepage will display an excerpt from your portfolio, showing your five most recent items.

